



**University of
The Bahamas**

**2017-2020
Budget
Presentations**

The mission of the University shall be to advance and expand access to higher education, promote academic freedom, drive national development and build character through teaching, learning, research, scholarship and service.

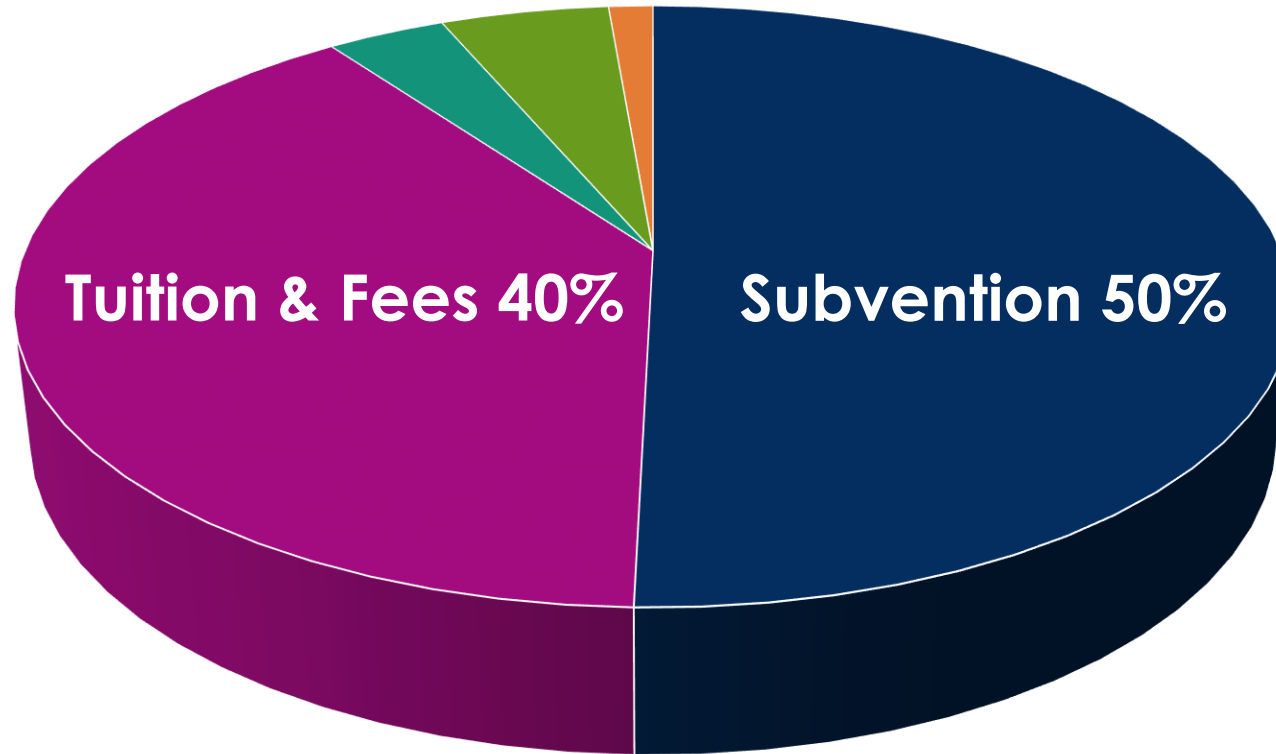
Article 4, University of The Bahamas Act, 2016

- ▶ PAGE 4..... Revenue Budget
- ▶ PAGE 5..... 2018 Revenue Breakdown
- ▶ PAGE 6..... Revenue Contribution Trend
- ▶ PAGE 7..... 2017-18 Scholarship Fund
Source
- ▶ PAGE 8..... Expenditure Budget
- ▶ PAGE 9..... 2017-18 Salary Breakdown

Revenue	Actual 2015-2016	Projected 2016-2017	Projected 2017-2018	Projected 2018-2019	Projected 2019-2020
Government grants	\$18,270	\$21,312	\$21,312	\$21,312	\$21,312
Industrial Agreement Subvention		2,161	2,161	1,660	1,158
Tuition and other fees	18,099	18,461	18,438	21,028	23,392
Sales	1,375	1,238	1,667	1,832	1,906
Amortization of Deferred Grants	2,157	2,373	2,373	2,373	2,373
General donations	156	275	625	1,126	1,824
BPL Offset	<u>2,880</u>	<u> </u>	<u> </u>	<u> </u>	<u> </u>
Total - Revenue	\$42,937	\$45,819	\$46,576	\$49,331	\$51,965

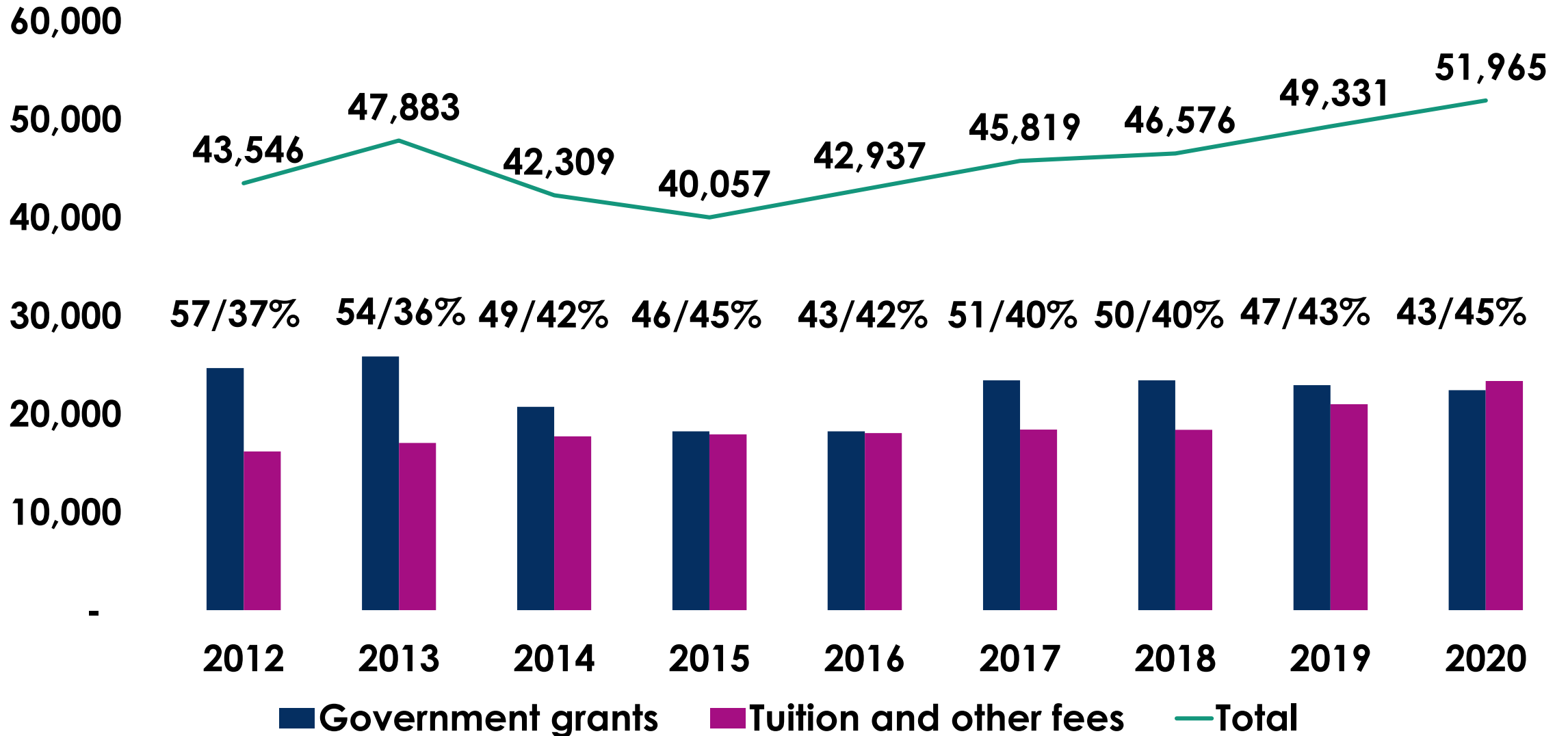
2017-2018 Revenue

4% 5% 1%

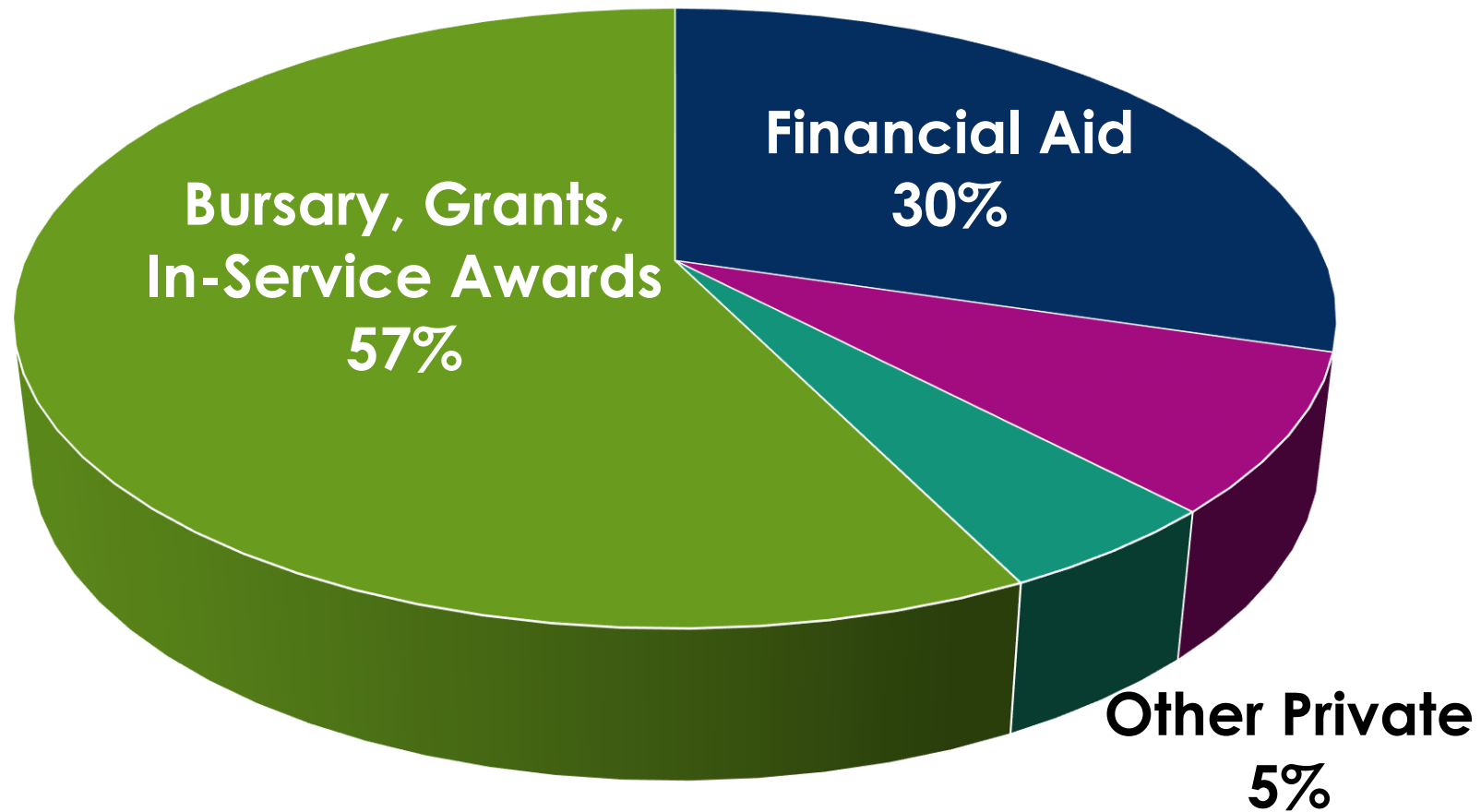


- Sales
- Amortization of deferred private grants
- General donations

Revenue Contribution Trend

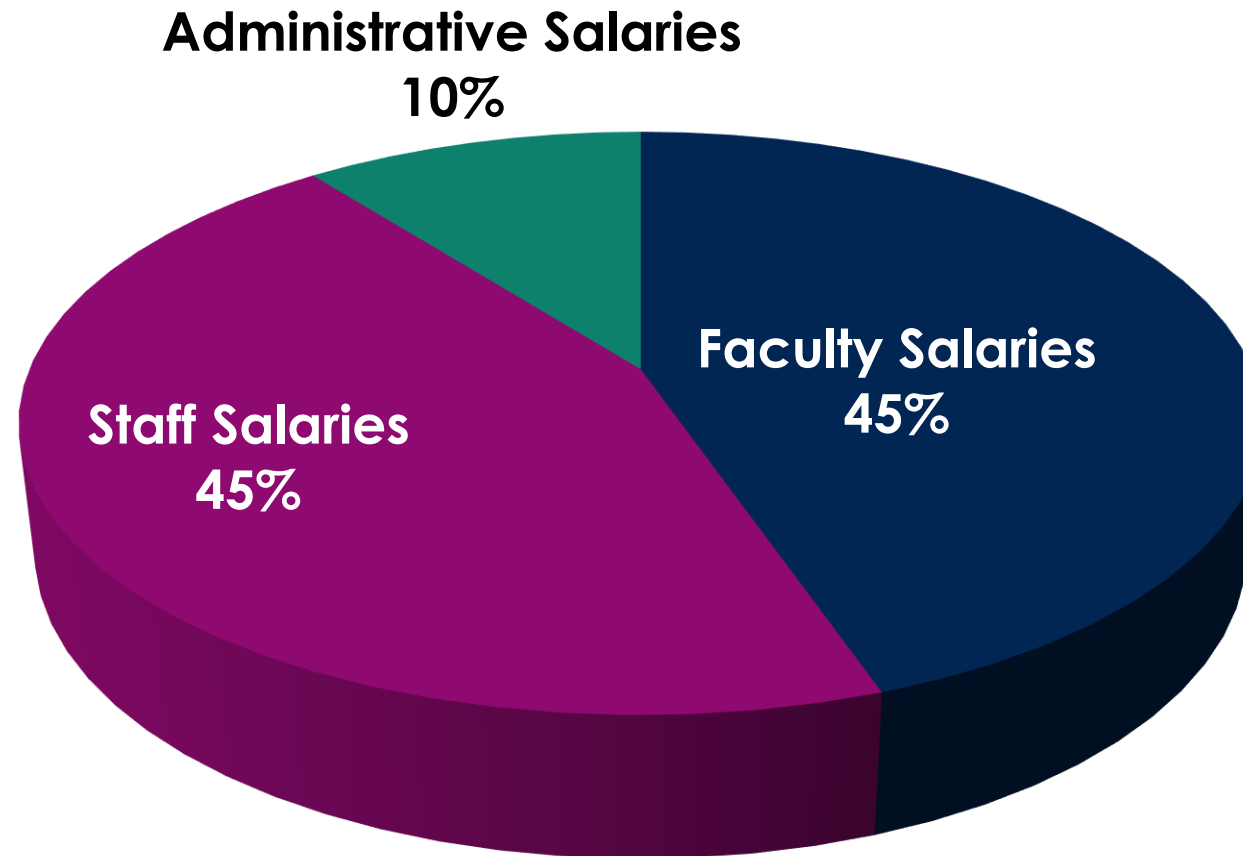


2017-2018 Scholarship Fund Sources



Expenses	Projected 2015-2016	Projected 2016-2017	Projected 2017-2018	Projected 2018-2019	Projected 2019-2020
Payroll and related expenses	\$32,342	\$31,796	\$36,738	\$36,853	\$35,932
General operating expenses	5,640	7,716	8,090	7,888	7,691
Maintenance	1,609	2,253	4,317	4,382	4,447
Cost of Sales	661	590	745	843	877
Educational expenses	1,301	353	405	454	522
Bank charges/Doubtful accounts	<u>417</u>	<u>3,783</u>	<u>794</u>	<u>824</u>	<u>832</u>
Total - Expenses	\$41,971	\$46,491	\$51,089	\$51,243	\$50,301

2017-2018 Salary Breakdown



THANK YOU!