



---

## Office of University Relations

*27th March 2020*

### **Your Creative Cloud at-home Access is Ready**

As a result of campus closures, student, teacher, and faculty access to Adobe Creative Cloud in labs and classrooms is not available. However, Adobe has granted University of The Bahamas temporary licenses to access Adobe Creative Cloud desktop apps at-home, at no additional cost, so students and faculty can continue their learning.

Follow the steps below to learn how to access Creative Cloud desktop apps and what free resources are available to support online learning. For existing users, any assets or services previously associated with your account are accessible.

If you have more questions or issues, contact the IT Helpdesk via [ithelpdesk@ub.edu.bs](mailto:ithelpdesk@ub.edu.bs) or (242) 302-4588, or use this [FAQ](#) resource.

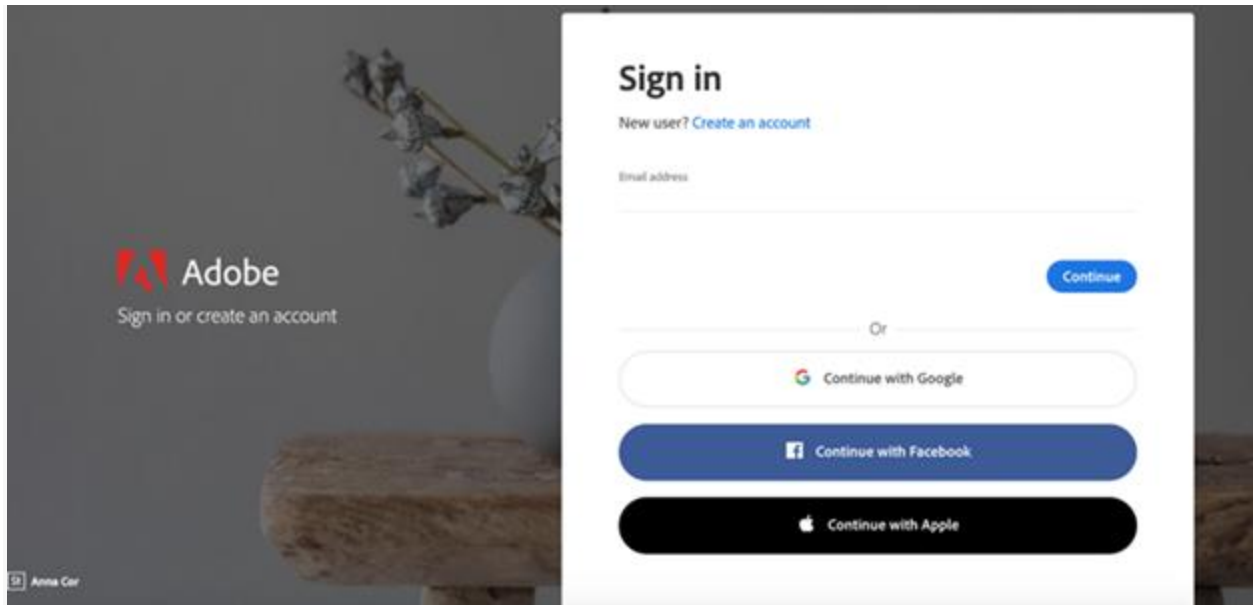
#### **Note:**

If you already have Creative Cloud apps installed on your computer, sign out and sign back in again to activate the apps with your temporary license. For more information, see [Sign in to Creative Cloud apps](#).

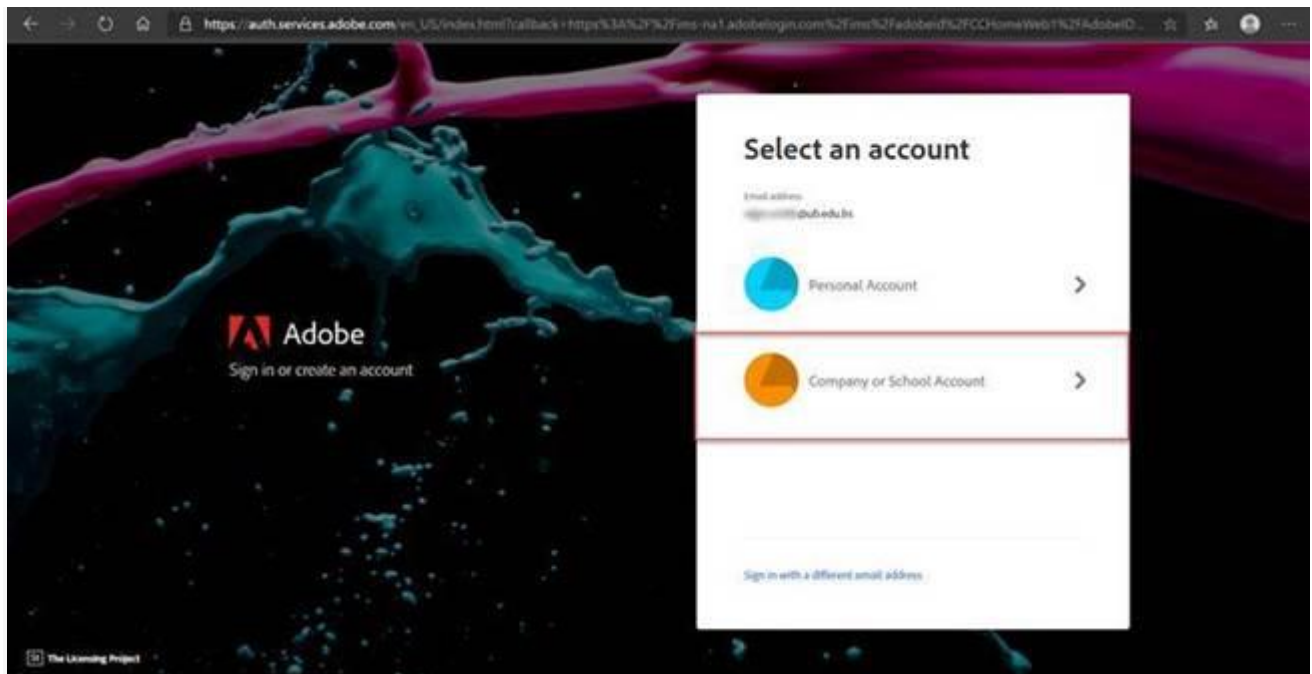
### **Download and install Creative Cloud apps**

Follow the instructions below to download, install, and access Creative Cloud Desktop apps on your computer.

Sign in to the [Creative Cloud website](#) using your school account.



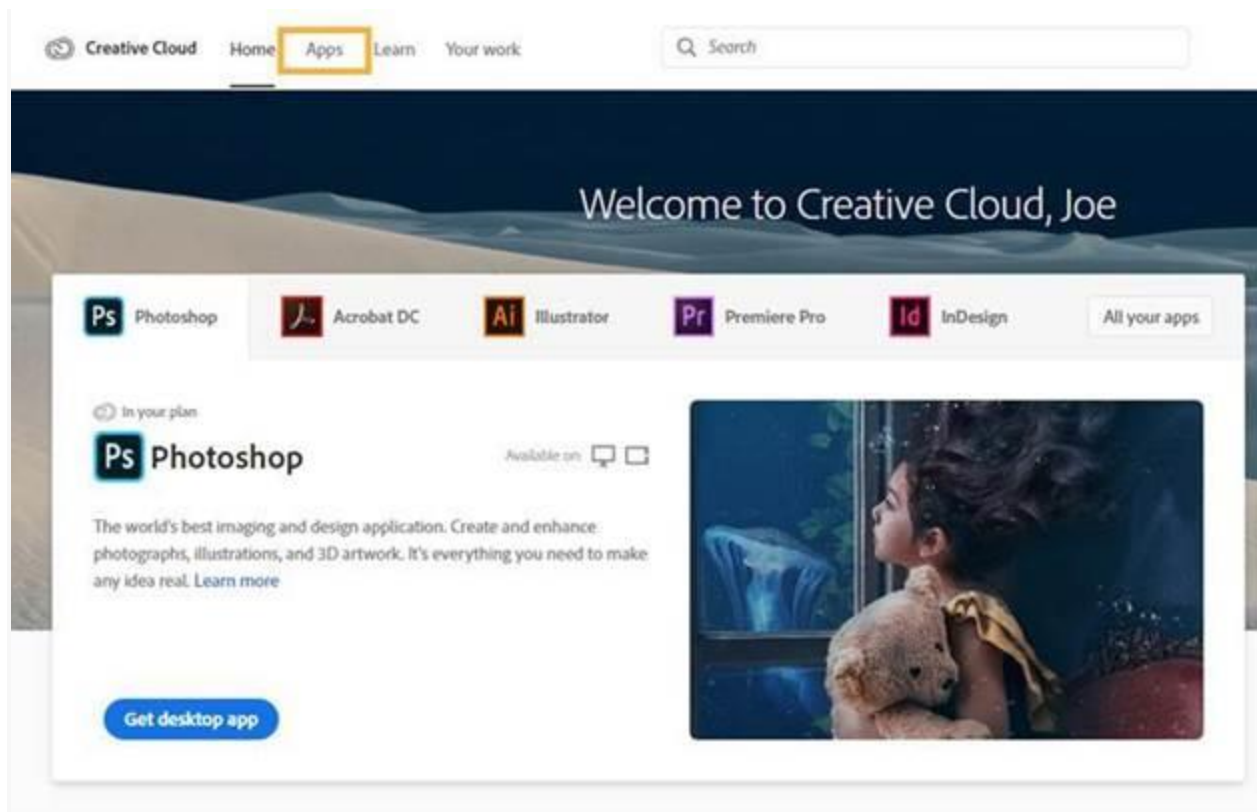
If prompted, select **Company or School Account** and then enter your password.



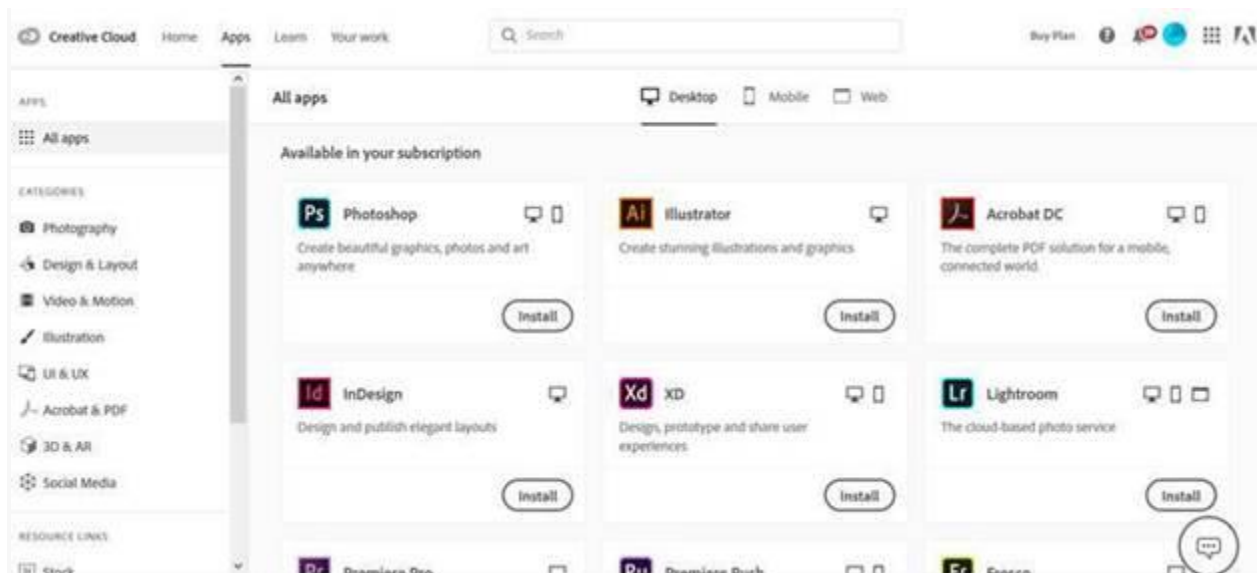
**Note:**

If you see another sign-in screen from your school, provide or verify your credentials as required.

To view all apps, click **Apps** on top of the page.



Click **Install** for the app you want to download. Then follow the onscreen instructions to complete the installation.



Once the installer window opens, sign in to your Adobe account with your school credentials. The Creative Cloud desktop app launches automatically and installs your app.

For more information on how to download or install apps, see [Download and Install Creative Cloud apps](#).

## Frequently Asked Questions

Are there any additional resources for higher education students?

For Higher Education students to continue developing skills, Adobe offers free **Daily Creative Challenges**. These are guided projects where participants receive creative prompts and connect with pros, mentors, and other students for feedback and support. Click to learn more: [Photoshop](#), [XD](#), and [Illustrator](#).

Also, for inspiration and over-the-shoulder learning, watch pros share their creative process on [Adobe Live daily on the Behance livestream](#).

Are there any additional resources for faculty and teachers?

For teachers and faculty, Adobe has curated resources to help them and their students discover inspiring projects, best practices, and new ideas so they can continue to drive valuable learning in virtual environments. For more information, see [Adobe's distance learning resources](#).

### Office of University Relations

University of The Bahamas  
2<sup>nd</sup> Floor, Michael H. Eldon Complex  
Oakes Field Campus  
P.O. Box N-4912  
Nassau, The Bahamas  
Tel: (242) 302-4355/4354/4365

*Chartered on 10th November 2016, University of The Bahamas (UB) is a beacon for national transformation. Approximately 5,000 students are enrolled in the University of The Bahamas system which includes campuses and centres on New Providence, Grand Bahama, San Salvador and Abaco, as well as UB online education. UB's diverse academic programmes, research engagements, athletics and leadership development experiences equip our students to become global citizens in a dynamic world. For more information, visit [www.ub.edu.bs](http://www.ub.edu.bs).*